

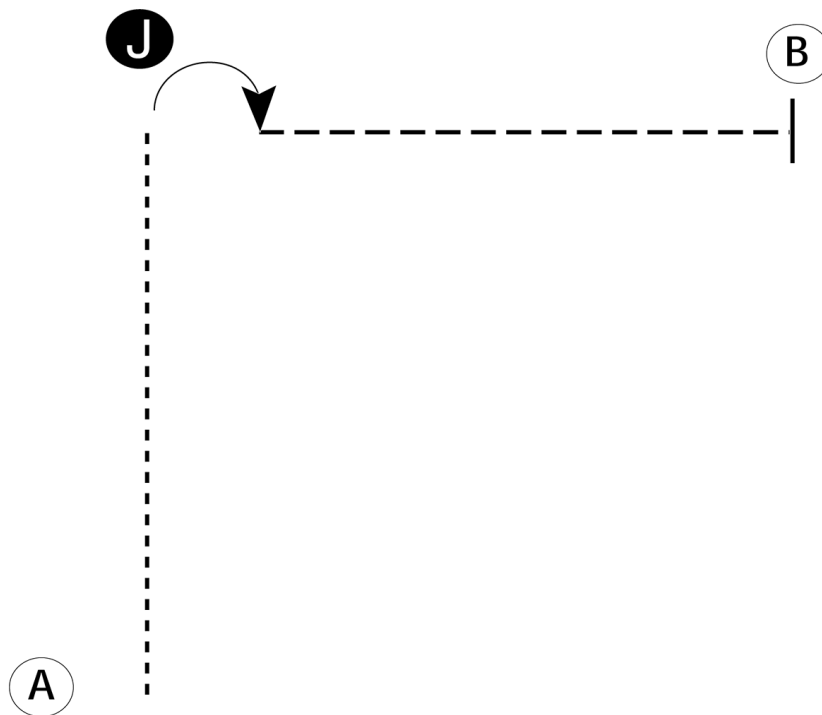
SMILES Benefit show

Leadline SMS

Show Date: 07-20-2024

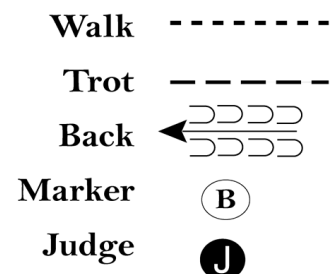
w w w . H o r s e S h o w P a t t e r n s . c o m

w w w . H o r s e S h o w P a t t e r n s . c o m



Be ready at A.

1. Walk from A to Judge.
2. Stop and set up for inspection.
3. When dismissed, perform a 90 degree turn.
4. Trot away from judge to B.
5. Stop at B.
6. Follow the instructions of your ring steward.



[SWT-7]

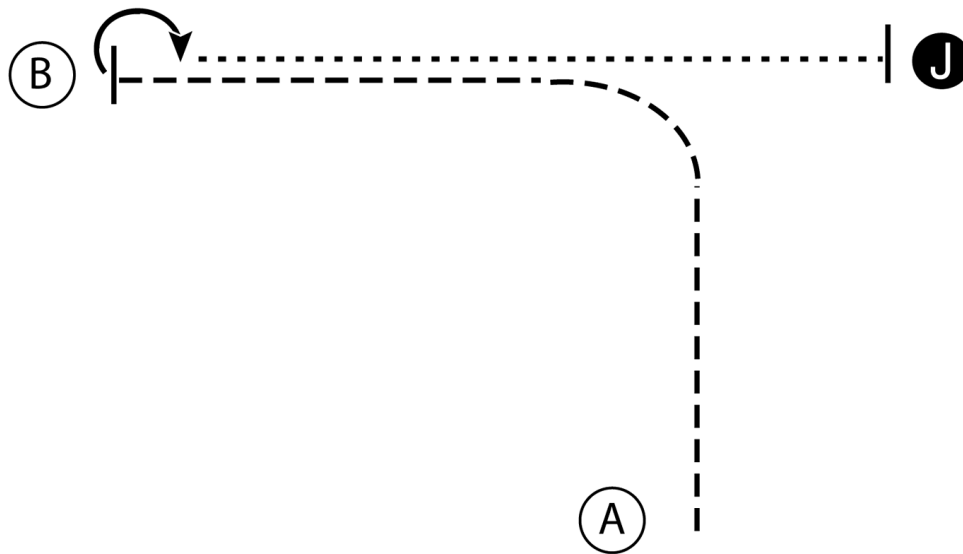
Pattern Provided by:

Megan Sacia

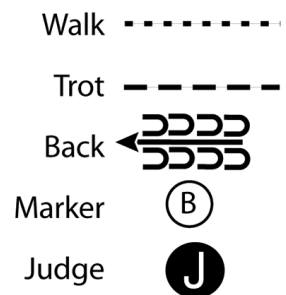
SMILES Benefit show

Novice and Jr Jr SMS

Show Date: 07-20-2024



1. Trot from A to B.
2. Stop and perform a 180 degree turn.
3. Walk to Judge and set up for inspection.
4. When dismissed follow instructions of ring steward.



[S/1-11]

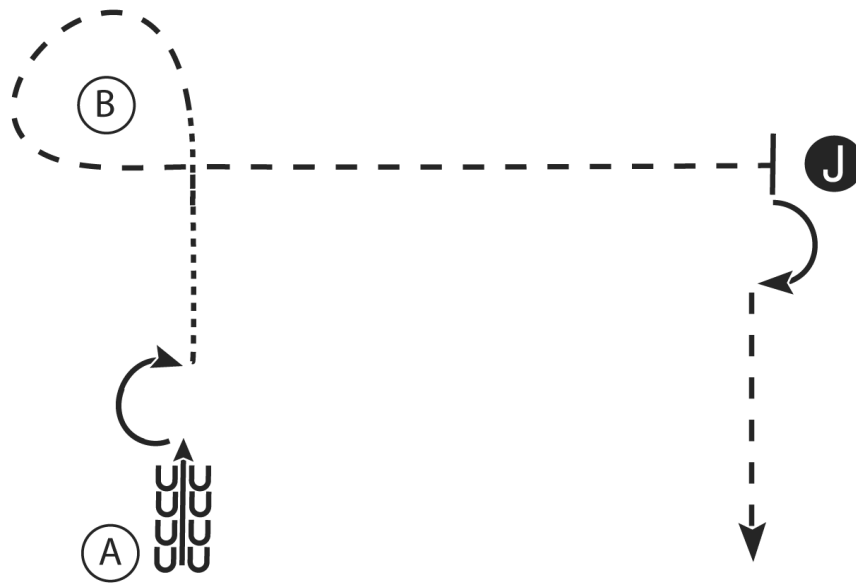
Pattern Provided by:

Megan Sacia

SMILES Benefit show

Sr, Jr and Open SMS

Show Date: 07-20-2024



1. At A back 4 steps
2. Perform a 180 degree turn
3. Walk to B
4. At B trot around B and to the judge, set up for inspection
5. When dismissed perform a 90 degree turn and trot straight away from the judge

Walk - - - - -

Trot - - - - -

Back ←

Marker (B)

Judge (J)

[S/2-1]

Pattern Provided by:

Megan Sacia

w w w . H o r s e S h o w P a t t e r n s . c o m

w w w . H o r s e S h o w P a t t e r n s . c o m

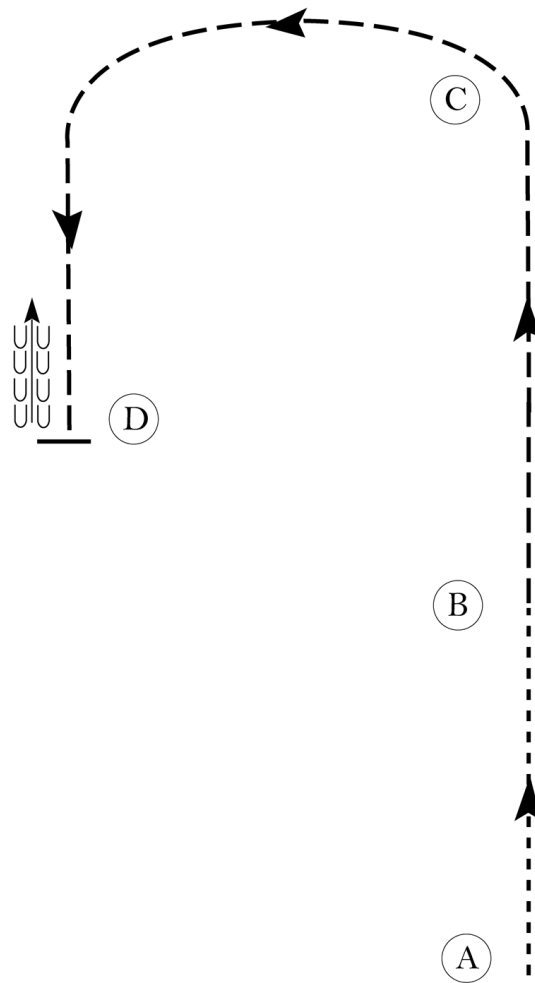
SMILES Benefit show

W/T Eq for People with Disabilities

Show Date: 07-20-2024

w w w . H o r s e S h o w P a t t e r n s . c o m

w w w . H o r s e S h o w P a t t e r n s . c o m



Be ready at A.

1. Walk from A to B.
2. Posting trot on the right diagonal from B to C.
3. At C, change diagonals and trot to D.
4. Stop and back approximately one horse length at D.

Exit at a sitting trot.

Walk	-----
Trot	- - - - -
Extended Trot	— — — — —
Canter	— — — — —
Leg Yield	
Lead Change	— / —
Back	← ← ← ← ←
Marker	(B)
Sidepass	← ← ← ← ←
Hand Gallop	— — — — —

[HSE/WT-22]

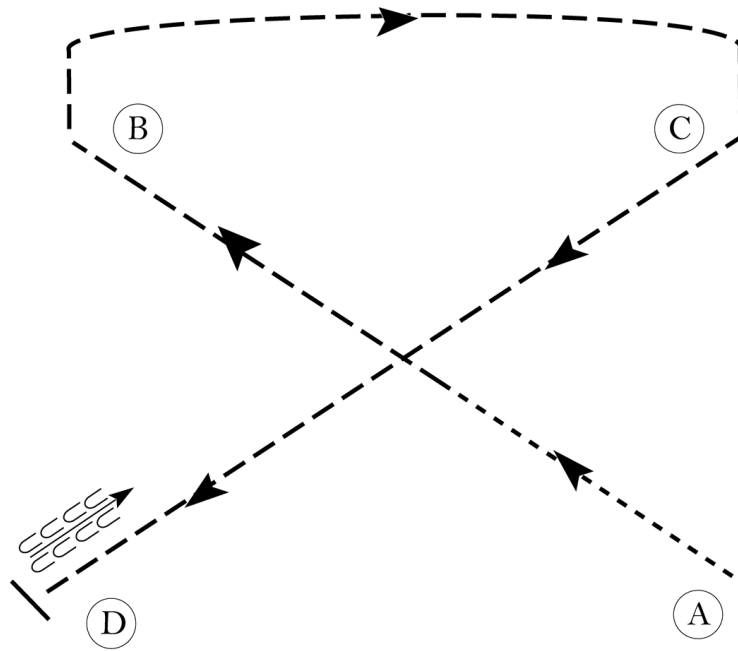
Pattern Provided by:

Megan Sacia

SMILES Benefit show

Novice and Jr Jr Eq

Show Date: 07-20-2024



Be ready at A.

1. Walk 1/2 way to B.
2. Posting trot on the left diagonal to B.
3. Sitting trot to C.
4. Posting trot on the right diagonal to D.
5. Halt at D and back approximately one horse length.

Exit at a sitting trot.

Walk	-----
Trot	- - - - -
Extended Trot	— — — —
Canter	—————
Leg Yield	
Lead Change	— / —
Back	←←←←←
Marker	Ⓚ
Sidepass	← — — — ←
Hand Gallop	— — — —

[HSE/WT-24]

Pattern Provided by:

Megan Sacia

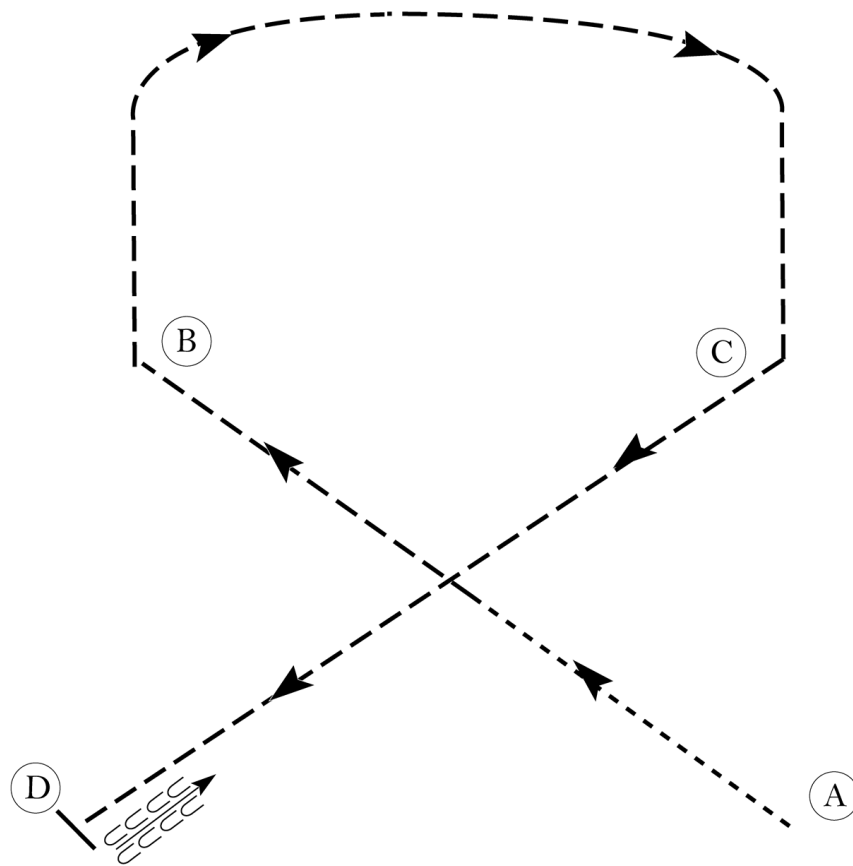
w w w . H o r s e S h o w P a t t e r n s . c o m

w w w . H o r s e S h o w P a t t e r n s . c o m

SMILES Benefit show

Sr, Jr and Open W/T eq (both 36 and 37)

Show Date: 07-20-2024



Be ready at A.

1. Walk 1/2 way to B.
2. Posting trot on the left diagonal to B.
3. Sitting trot to C.
4. Posting trot on the right diagonal 1/2 way to D.
5. Sitting trot to D.
6. Halt at D and back approximately one horse length.

Exit at a sitting trot.

Walk	-----
Trot	- - - - -
Extended Trot	— — — — —
Canter	— — — — —
Leg Yield	
Lead Change	— / —
Back	← ← ← ← ←
Marker	(B)
Sidepass	← ← ← ← ←
Hand Gallop	— — — — —

[HSE/WT-23]

Pattern Provided by:

Megan Sacia

SMILES Benefit show

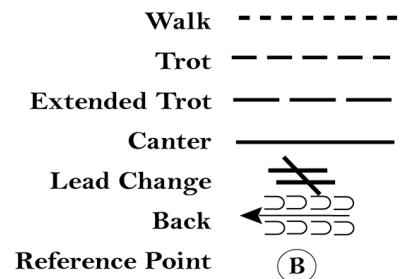
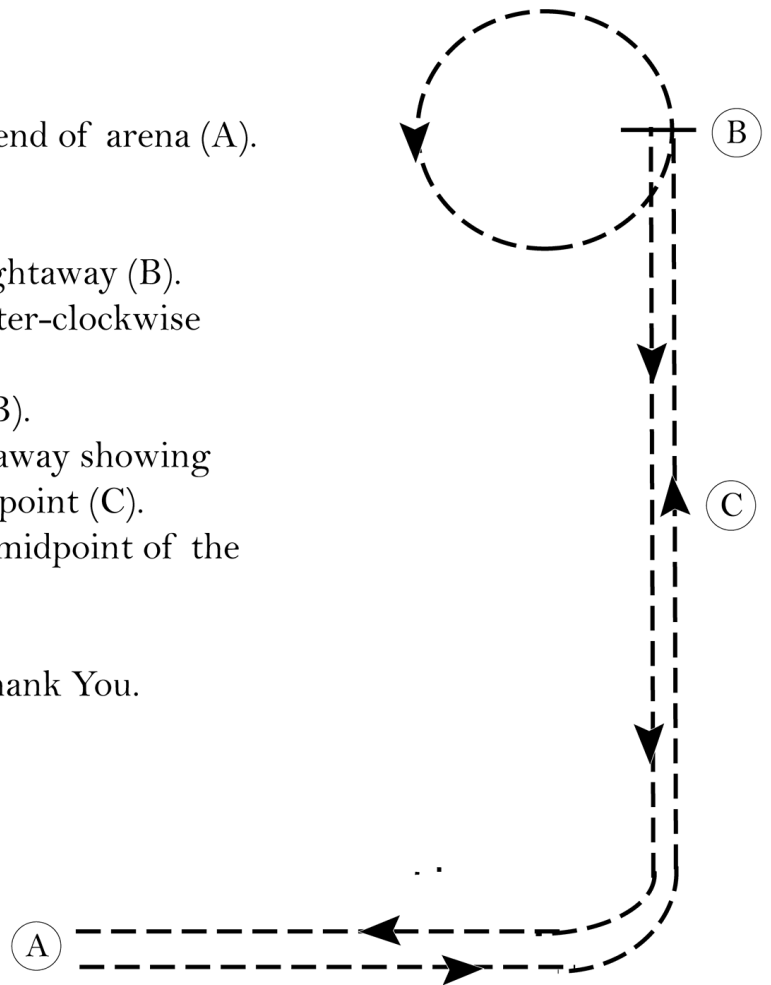
Open Saddle Seat W/T Eq

Show Date: 07-20-2024

Begin at the mid-point of the in gate end of arena (A).

1. Trot along the rail to the right.
2. Briefly stop at the end of the straightaway (B).
3. Trot a circle at the curve in a counter-clockwise direction.
4. Close the circle, then stop briefly (B).
5. Reverse and trot down the straightaway showing one change of diagonal at the midpoint (C).
6. Continue around the curve to the midpoint of the turn (A).

The workout has been completed - Thank You.



[SSE/1]

Pattern Provided by:

Megan Sacia

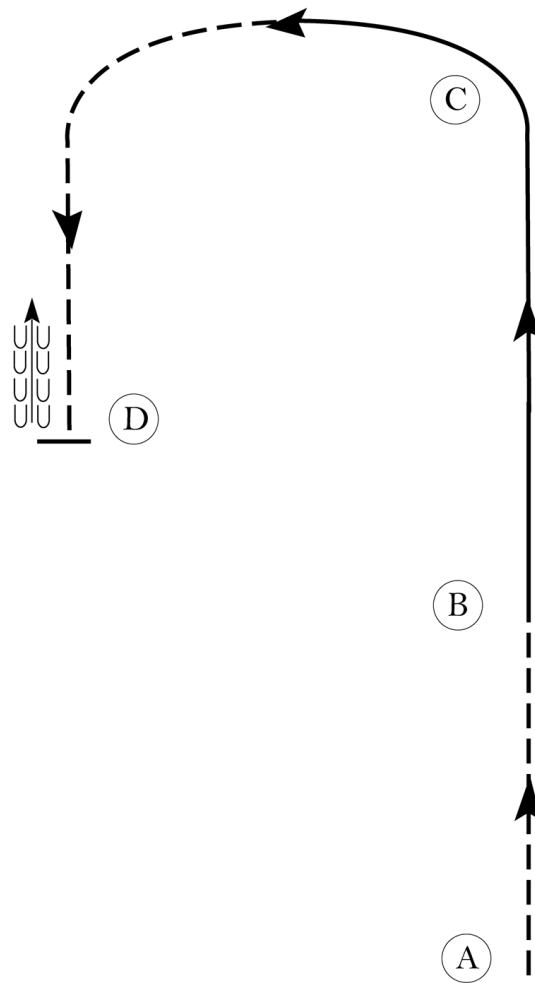
SMILES Benefit show

Novice and Jr Jr Hunt Seat Eq

Show Date: 07-20-2024

w w w . H o r s e S h o w P a t t e r n s . c o m

w w w . H o r s e S h o w P a t t e r n s . c o m



Be ready at A.

1. Posting trot on the left diagonal from A to B.
2. At B, canter on the left lead.
3. At the top of the arc, transition to the posting trot to D.
4. Stop and back approximately one horse length at D.

Exit at a sitting trot.

Walk
Trot	-----
Extended Trot	-----
Canter	—————
Leg Yield	
Lead Change	—/—
Back	←←←←
Marker	(B)
Sidepass	←←←←
Hand Gallop	-----

[HSE/1-22]

Pattern Provided by:

Megan Sacia

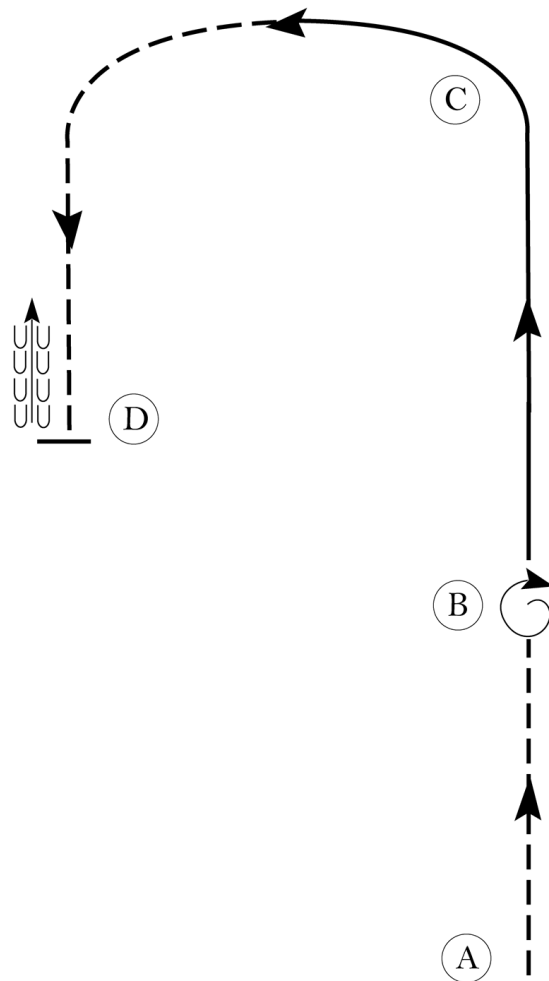
SMILES Benefit show

Sr, Jr and Open English Eq

Show Date: 07-20-2024

w w w . H o r s e S h o w P a t t e r n s . c o m

w w w . H o r s e S h o w P a t t e r n s . c o m



Be ready at A.

1. Posting trot on the left diagonal from A to B.
2. Stop at B and turn on the forehand 360 degrees to the right.
3. At B, canter on the right lead.
4. At the top of the arc, transition to the posting trot to D.
5. Stop and back approximately one horse length at D.

Exit at a sitting trot.

Walk	-----
Trot	- - - - -
Extended Trot	— — — — —
Canter	— — — — —
Leg Yield	
Lead Change	— / —
Back	← ← ← ← ←
Marker	(B)
Sidepass	← ← ← ← ←
Hand Gallop	— — — — —

[HSE/2-22]

Pattern Provided by:

Megan Sacia

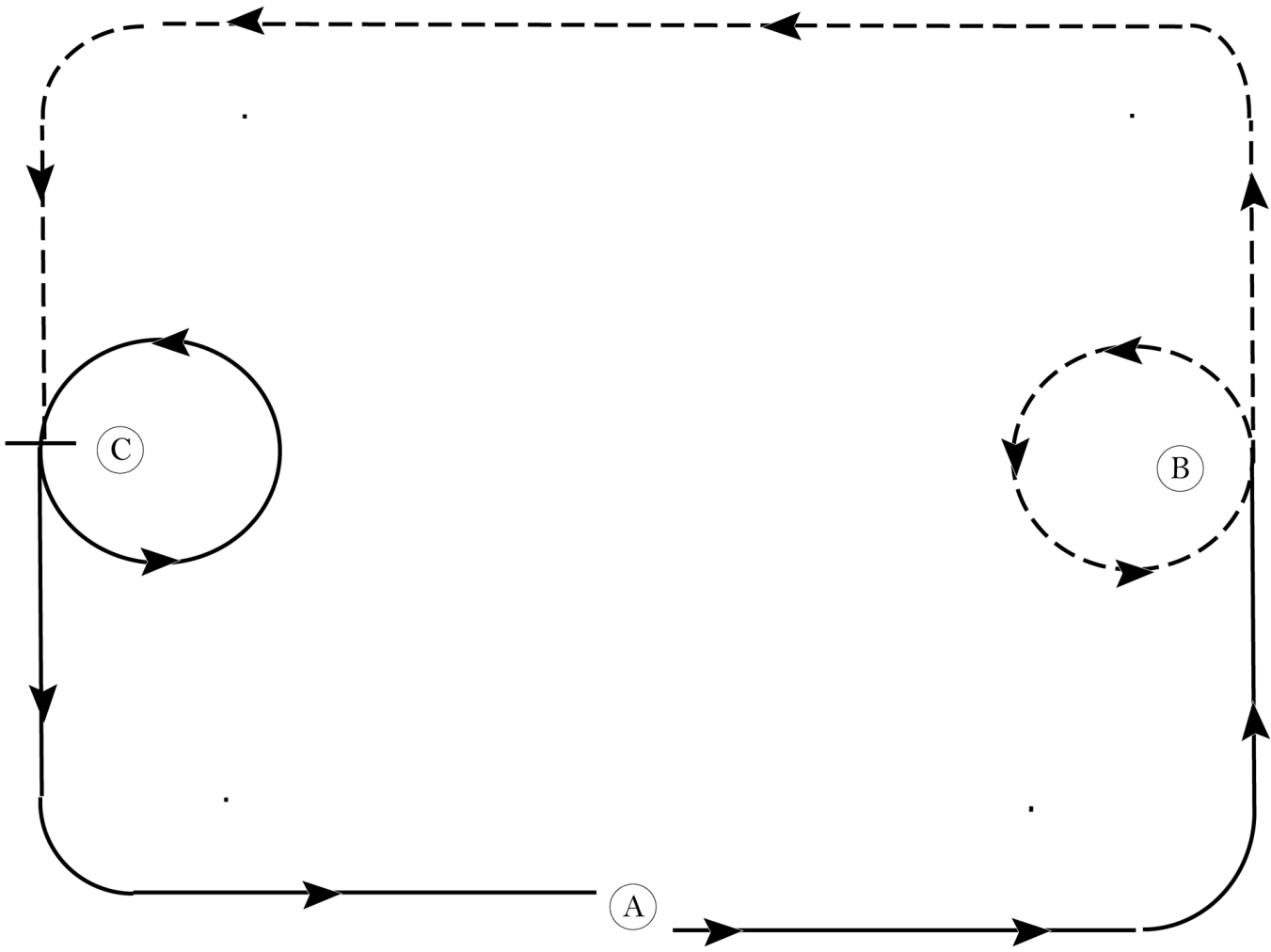
SMILES Benefit show

Open Saddle Seat Eq

Show Date: 07-20-2024

w w w . H o r s e S h o w P a t t e r n s . c o m

w w w . H o r s e S h o w P a t t e r n s . c o m



Begin at the mid-point of the in gate end of arena (A).

1. Canter to the right, around the curve and to the mid-point of the straightaway (B).
2. Trot a circle in a counter clockwise direction.
3. Trot on the rail to the mid-point of the opposite straightaway (C). Stop briefly.
4. Canter a circle in a counter clockwise direction.
5. Canter down the straightaway, around the corner and to the mid-point of the straightaway (A).

Walk	-----
Trot	- - - - -
Extended Trot	— — — — —
Canter	—————
Lead Change	⚡
Back	←←←←←
Reference Point	⊙

The workout has been completed - Thank You.

[SSE/4]

Pattern Provided by:
Megan Sacia